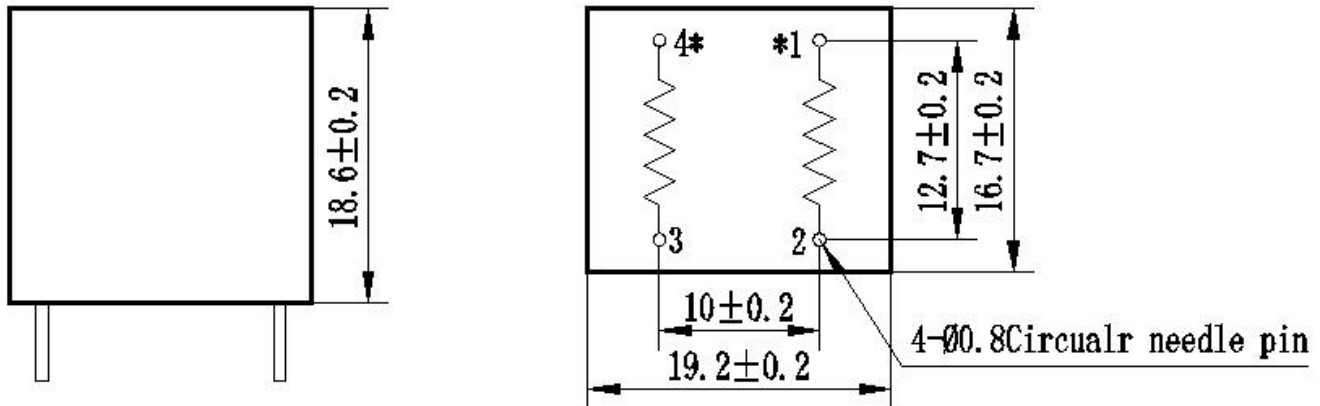


# ZMPT101C

## Current-type Voltage Transformer

Small size, high accuracy, good consistency, for voltage and power measurement

### Structural parameters:



Remarks: primary input: 1、2 pins secondary output: 3、4 pins  
Or  
primary input: 3、4 pins secondary output: 1、2 pins  
“\*” Same polarity

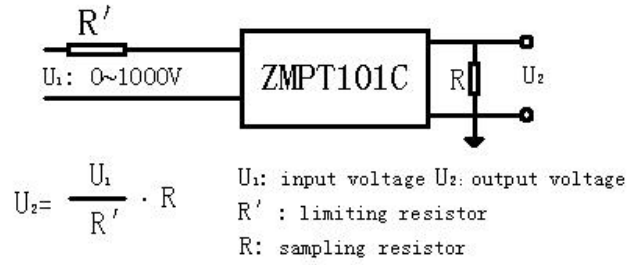
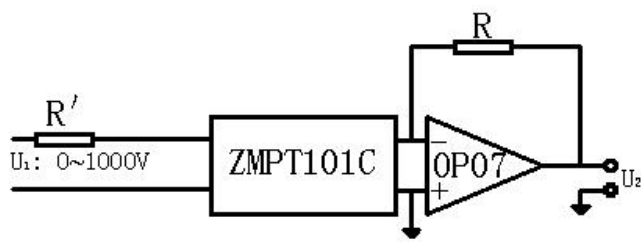
Front view

Bottom view

### The main technical parameters:

Model	ZMPT101C
Rated input current	2mA
Rated output current	2mA
turns ratio	1000:1000
phase angle error	$\leq 20'$ (input 2mA, sampling resistor 100 $\Omega$ )
linear range	0~1000V 0~10mA (sampling resistor 100 $\Omega$ )
linearity	$\leq 0.2\%$ (20%~120%)
Permissible error	$-0.3\% \leq f \leq +0.2\%$ (input 2mA, sampling resistor 100 $\Omega$ )
isolation voltage	4000V
application	voltage and power measurement
Encapsulation	Epoxy
installation	PCB mounting (Pin Length > 3mm)
Operating temperature	-40 $^{\circ}$ C ~ +60 $^{\circ}$ C
<b>Case Material</b>	<b>ABS (Note: ABS CASE is NOT available for wave-soldering)</b>

### Direction for use:



**Figure I**

**Figure II**

1. The typical usage of the product is for the active output (Figure I). R' is a limiting resistor, R is a sampling resistor.
2. The product can be directly through the resistance sampling, easy to use (Figure II).